

Summary of Motions

June 24, 2021

ApHC Board of Directors

ZOOM meeting



These motions and notes are in draft form (unapproved) and will be finalized, published, and distributed in accordance with Article IV, Section 9 of the Bylaws of the Appaloosa Horse Club and ApHC Rule 70

Those Board members in attendance for all or part of the 2021 Board of Directors regular meeting June 24, 2021 were Daylene Williams, Deb Dyer, Leslie Foxvog, Ken Johnson, Ray Burchett, Kristen Reiter, Sean Schembri, Kevin Griner, Dave Parlier, Luke Northway, Kama Urton and Lori Wunderlich. Absent was Christina Ottersbach. ApHC officers and staff present for all, or part of this meeting were Executive Secretary, Lynette Thompson; ApHC Show Department, Keri LeForce; ApHC IT Department Dave O'Keefe; ApHC Marketing Hannah Cassara; Dana Russell, Appaloosa Journal editor

Motion 1-06/24-2021

The 2021 ApHC Board of Directors moves to approve the March 10, 2021, minutes of the ApHC 2021 ApHC Board discussion.

Motion made by Ray Burchett, seconded by Leslie Foxvog.

Motion approved unanimously. (Attachment 1)

Motion 2-06/24-2021

The 2021 ApHC Board of Directors moves to approve the March 24, 2021, minutes of the ApHC 2021 ApHC Board of Directors meeting.

Motion made by Dave Parlier, seconded by Leslie Foxvog.

Motion approved unanimously.(Attachment 2)

Motion 3-06/24-2021

The 2021 ApHC Board of Directors moves to approve the April 10, 2021, minutes of the ApHC 2021 ApHC Board of Directors meeting.

Motion made by Ray Burchett, seconded by Dave Parlier.

Motion approved unanimously. (Attachment 3)

Motion 4-06/24-2021

The 2021 ApHC Board of Directors moves to approve the May 18, 2021, minutes of the ApHC 2021 ApHC Board of Directors meeting.

Motion made by Deb Dyer, seconded by Ray Burchett.

Motion approved unanimously. (Attachment 4)

Motion 5-06/24-2021

The 2021 ApHC Board of Directors moves to approve the May 26, 2021, minutes of the ApHC 2021 ApHC Board of Directors meeting.

Motion made by Ray Burchett , seconded by Dave Parlier.

Motion approved unanimously. (Attachment 5)

Motion 6-06/24-2021

The 2021 ApHC Board of Directors moves to approve the June 8, 2021, minutes of the ApHC 2021 ApHC Board of Directors meeting.

Motion made by Kevin Griner, seconded by Leslie Foxvog.

Motion approved unanimously. (Attachment 6)

Daylene Williams will form a committee to work on wording of future resolutions that authorize officers to execute documents on behalf of the Appaloosa Horse Club.

A discussion was held on the progress of the 2021 National show and also on 2021 award banquets. Keri LeForce, Sean Schembri and Dave Parlier were assigned to make the decision on the 2021 Youth award banquet.

Ken Johnson gave a report on the progress of the 2022 Springfield contract.

Lynette Thompson reported on the status of the 2021 Chief Joseph Trail Ride. Participants as slowly signing up, last day to sign up is July 10. Lynette will rework the budget to find the breakeven point for the ride and make available to the directors as soon as possible.

Lori Wunderlich gave an update on the progress of the Executive Secretary search.

Kristen Reiter presented the recommendation of the Unregistered Mare Task Force.

Motion made by Leslie Foxvog and seconded by Tom Hodges to not forward any recommendation nor proposal to any committee on the use of unregistered mares in any ApHC program as based on this committees' findings, the cost to benefit ratio would not make this a viable item for the ApHC. The single program that this would benefit, the use of these mares on the Chief Joseph Trail ride has already been addressed by the ApHC Board of Directors.

Motions coming from committees.

Sean Schembri presented 2 motions coming from the Breeders committee. After discussion, both motions were to referred the motions were referred to the Breeder's committee for rewording, reasons, and intent.

The following rule committee recommendations were presented by Ray Burchett, chair of the rules committee and were voted upon by the ApHC Board of Directors present at the meeting. The notation of unanimous refers to the directors present.

For rule changes, wording in regular print is not changed, wording in **bold** is new wording and strike throughs are deleted.

Motion 7-06/24-2021

The 2021 ApHC Board of Directors moves to approve rules committee recommendation #2; change rule 744 Boxing as follows;

744. BOXING

D. Boxing Cow Work Penalties:

1. One (1) point:
 - a. Loss of working advantage
 - b. Working out of position
 - c. **Excessive hollering**

4. Zero (0) score:
 - a. Turn tail
 - b. ~~Use of two (2) hands on the reins except with junior horses ridden two-handed in an acceptable snaffle bit or bosal.~~ **Using two hands on the reins when using a bridle or two rein equipment.**
 - c. Fingers between the reins, **except when using a two-rein outfit.**
 - d. Balking
 - e. **Extremely** out of control
 - f. Bloody mouth
 - g. Illegal equipment
 - h. Leaving the work area before the pattern or work is complete
 - i. Fall of horse or rider
 - j. Schooling of the horse between the rein work and cow work
 - k. Schooling of the horse between cows if a new cow is awarded.
 - l. ~~Failure to quit working a cow after a new cow has been awarded. New cow to be awarded at the judge's discretion. New cow will be considered if cow won't work or has no respect for the horse or is blind or lame.~~
 - m. ~~Spurring or hitting in front of the cinch at any time.~~
 - l. **Improper western attire**

5. No score
 - a. ~~Lameness of the horse~~ **Abuse**
 - b. ~~Abuse~~ **Lameness of the horse**

6. **Failure of the exhibitor to attempt to complete the work (call for cow) will result in the exhibitor not being eligible for points or placing and will not be counted as an entry in the class.**

Motion made by Sean Schembri , seconded by Dave Parlier.

Motion approved unanimously.

This approved the rule change will require a 2nd approval vote to become a rule in 2022.

Motion 8-06/24-2021

The 2021 ApHC Board of Directors moves to approve rules committee recommendation #3 change rule 719 Yearling Longe Line as follows;

719. YEARLING LONGE LINE

G. Judging:

6. The horses are judged, suitable to their purpose by the following scoring system:

- a. movement ~~(34 points),~~
- b. manners/expression/attitude ~~(14 points),~~
- c. conformation ~~(6 points)~~ and
- d. use of circle ~~(6 points)~~

Judges should evaluate the movement of the horse as defined in ApHC rules for gaits.

H. Scoring: The official longe line scoring sheet provided by the ApHC must be used. The horse with the highest score is the winner, ~~with the maximum possible total score of 60 with 30 being average~~ **scoring will be on a basis of 0-infinity with 70 denoting an average performance. Each evaluated element will receive a score that will be added or subtracted from 70 and is subject to a penalty that should also be subtracted. The score reflects the horse's performance on that day. Conformation, Jog/Trot, Lope/Canter and Manners/Attitude will be scored on the following basis ranging from +3 Excellent, +2 Very Good, +1 Good, 0 Correct, -1 Poor, -2 Very Poor, -3 Extremely Poor and the Walk and Use of Circle will be scored on the following basis ranging from +1½ Excellent, +1 Very Good, +1/2 Good, 0 Correct, -1/2 Poor, -1 Very Poor, -1½ Extremely Poor.** The judge shall have the sole discretion to use their own personal preference in order to break any ties that occur as a result of the scoring system.

1. ~~Movement will count for 34 points of the total score.~~ Judges are to evaluate movement based upon WESTERN GAIT descriptions for western pleasure prospects and ENGLISH GAIT descriptions for hunter under saddle prospects. This class should be looked upon as a class that defines what it means to be a "western pleasure prospect" or "hunter under saddle prospect" suitable to become a future performer under saddle. Therefore, attitudes and attributes that contribute to becoming a future performer will be rewarded within the gait scores. Higher gait scores will reflect: 1) Above-average to exceptional manners, expression, alertness, responsiveness, and pleasant attitude, 2) Above average to exceptionally smooth transitions between gaits, 3) Above-average to excellent cadence and consistency at all three gaits.

a. Walk: The walk will be scored on a scale of **+1½ to -1½** ~~1-3~~ in each direction with **0** ~~2~~ being average/correct. **Using a 25' radius, the horse must walk a minimum of two horse lengths for the judge to have sufficient time to evaluate and score the walk.** The horse must walk long enough for the judge to have sufficient time to evaluate and score the walk. The walk to take the second direction during the demonstration may count for the second walk score on the score sheet.

b. Jog or Trot: The jog or trot will be scored on a scale of **+3 to -3** ~~1-7~~ in each direction **with 0 being average/correct.** Using a 25-foot (7.62 m) radius, the horse should jog or trot a minimum of one half of the circle in both directions.

c. Lope or Canter: The lope or canter will be scored on a scale of **+3 to -3** ~~1-7~~ in each direction, **with 0 being average/correct.** Using a 25-foot (7.62 m) radius, the horse should lope or canter a minimum of one full circle in both directions. Any entry that fails to demonstrate the correct lead for one full circle will not place over another entry that has demonstrated the correct lead in its entirety.

d. Stumbling at the walk, jog/trot and/or lope/canter should be reflected in lower gait scores.

The following number should be moved to before letter e. Circle Scores and that letter made into a

2. Use of Circle: Consideration will be given to how well or how poorly the horse/exhibitor team uses the 25 feet (7.62 m) radius of the longeing circle in each direction. The use of circle will be scored **+1½ to - 1½** in each direction with **0** being average. ~~A separate box on the scoresheet is available to indicate an overall score from 1-3 points. In addition, scores for all gaits in both directions should reflect positive, consistent use of the 25-foot (7.62m) radius of the circle.~~ Credit will be given for full, extended use of the circle on a slightly loose line. Lack of full use of the circle should be reflected in lower gait scores.

e.a. Circle Scores: A 25-foot (7.62 m) radius is the appropriate size of circle in which to show a longe line horse. It is the judges' responsibility to evaluate the circles and incorporate use of the circle in the gait scores based on the following scale.

- i. **+1/2 to +1½ points +3 points** (Good to Excellent use of circle): Horse **consistently** stays on the perimeter of the circle with slight looseness in the line. Horse turns around on the circle perimeter.
- ii. **0 points +2 points -3 points** (Average use of the circle): Horse is only slightly inconsistent in using the 25-foot (7.62 m) radius of the circle.
- iii. **-1/2 to -1½ points +1 point (Poor to Unacceptable use of the circle)**: Adequate use of the circle): Horse is shown in a circle radius of less than 25 feet (7.62 m).
- iv. **0 points (General use of the circle)**: Potentially dangerous slack in the line. Horse pulls exhibitor out of the circle.

3. Manners/Expression/Attitude **will be scored on a scale of +3 to -3 in each direction, with 0 being average/correct.** ~~will count for up to 14 points of the total score.~~ Horses will be penalized for obvious signs of overwork and sourness such as ear-pinning, head-throwing, striking, tail-wringing, or a dull, lethargic manner of going. They will also be penalized for dangerous behavior such as excessive bucking, cutting into the circle or running off. Additionally, incidental touching of the horse with the whip, cross-cantering, balking, backing up on the longe line and excessive urging from the exhibitor should be penalized accordingly.

4. Conformation will **be scored on a scale of +3 to -3, with 0 being average/correct.** ~~count for up to 6 points of the total score. The horse will be judged on conformation suitable to future performance as a western pleasure or hunter under saddle competitor. The judges should look for a total picture, emphasizing balance, structural correctness and athletic capability. Performance conformation will be judged on a scale of 1-6 points.~~

5. Penalties and Disqualifications

a. Five (5) point penalties will occur per direction:

- i. Failure to walk a minimum of two horse lengths.
- ii. Failure to jog/trot a minimum of 1/4 (quarter) of a circle.
- iii. Failure to demonstrate the correct lead for a minimum of ¼ (quarter) of a circle.

b. Disqualifications will occur in the following instances:

- i. Evidence of lameness – judge will immediately excuse horse from arena.
- ii. Striking of the horse to cause forward or lateral movement.**
- iii. Fall of horse
- iv. Horse steps over or becomes entangled in longe line.
- v. Improper equipment, evidence of abuse or inhumane treatment and/or other violation of ApHC rules
- vi. Failure to show all three gaits in both directions.
- vii. Loss of control of the horse in which horse is loose in the arena.
- viii. Exhibitor disrespect toward the judge(s)

Motion made by Kevin Griner, seconded by Sean Schembri.

Motion approved unanimously.

Motion 9-06/24-2021

The 2021 ApHC Board of Directors moves to adopt BOD Motion 08-06/24-2021 amending ApHC rule 716 to take effect immediately based on Rule 70.D and without following the procedures in Rule 70.C. based upon the finding that immediate implementation is essential to the orderly administration of the ApHC in that these amendments benefit the Appaloosa horse by making ApHC rule meet the current class standards used by many breeds. Rule to take effect June 24, 2021.

Motion made by Sean Schembri, seconded by Dave Parlier.

Motion approved unanimously.

Motion 10-06/24-2021

The 2021 ApHC Board of Directors moves to approve rules committee recommendation #4; change rules 803A and 901B as follows;

803 A add Novice Ranch Horse Riding, Novice Ranch Horse Rail Pleasure, Novice Ranch Horse Trail, Novice Ranch Horse Reining

901 B add Novice Ranch Horse Riding, Novice Ranch Horse Rail Pleasure, Novice Ranch Horse Trail, Novice Ranch Horse Reining

Still to be determined is do these classes count for year-end awards and lifetime points. This decision will be made by the rules committee and added to the motion as an amendment at the next vote.

Motion made by Sean Schembri, seconded by Dave Parlier.

Motion approved unanimously.

This approved the rule change will require a 2nd approval vote to become a rule in 2022.

Motion 11-06/24-2021

The 2021 ApHC Board of Directors moves to approve rules committee recommendation #5; change rule 713 follows;

713. HALTER CLASSES (page 150)

713. A. Halter Class General Rules

713. A 2. Equipment:

713. A 2. b. Lip chains or Lip cords are allowed. Unsecured keepers may be used as long as at least two links of chain remain outside of halter before attachment of keeper or leather part of lead shank. A lip cord is defined as a round smooth soft/flexible nonabrasive cotton poly blend cord with a dense core no smaller than 3/8 inches that has an unsecured keeper with at least 3/4 inches of lead outside of the halter before attachment of keeper.

A lip

cord may not contain internal or external metal. **Violation of this minimum restriction shall result in disqualification from the class at the discretion of the judge(s). As well, a horse whose mouth is found to be bloody shall be disqualified.**

Safety Leads are allowed. Safety lead is defined as a soft/flexible nonabrasive protective leather/leather-like covered chain with links having a gauge of at least 4.0 mm that has an unsecured keeper with at least 3/4 inches of the lead outside of the halter before attachment of keeper.

The safety lead described above cannot be rawhide, suede or roughout, cannot contain flexible external metal and all seams must be turned inside. Further, the protective leather/leather-like covering shall extend up the side of the lead to the base of the snap that attaches to the side of the halter and be clearly visible on the side of the keeper.

Other than described above, no additional substances or materials may be added to a safety lead or lip cord. The lip chain, safety lead or lip cord may only be applied over gum and not through mouth.

Motion made by Ken Johnson, seconded by Sean Schembri.

Motion approved unanimously.

Motion 12-06/24-2021

The 2021 ApHC Board of Directors moves to adopt BOD Motion 11-06/24-2021 amending ApHC rule 713 to take effect immediately based on Rule 70.D and without following the procedures in Rule 70.C. based upon the finding that immediate implementation is essential to the orderly administration of the ApHC in that these amendments benefit and the Appaloosa horse by making ApHC halter classes safer for both horse and exhibitor Rule to take effect June 24, 2021.

Motion made by Sean Schembri, seconded by Dave Parlier.

Motion approved unanimously.

Motion 13-06/24-2021

The 2021 ApHC Board of Directors moves to approve rules committee recommendation #6; change rule 713 A 4 as follows;

713 HALTER CLASSES

713 A 4. a Class Conduct:

Horses will walk to the judge(s) one at a time. As the horse approaches, the judge(s) will step to the right (left of the horse) to enable the horse to trot straight to a cone placed 50 feet (15 meters) away. At the cone, the horse will continue trotting, turn to the left making a true "L" and trot toward the next cone placed before the left wall or fence of the arena. After trotting, horses will be lined up head to tail for individual inspection by the judge(s). The judge(s) shall inspect each horse from both sides, front, and rear.

~~Horses shall enter ring and be lined up at the discretion of the judge. Entries shall be judged individually, standing and also at a walk and trot on the line. Horses shall be led directly to and away from the judge. Additionally, the judge shall inspect the trot from a direct side angle. In all halter classes and judging of grand and reserve champion, the judge(s) shall inspect each horse from the front, rear and both sides. Horses should stand squarely and naturally and are not to be stretched all halter classes.~~

Motion made by Sean Schembri seconded by Dave Parlier.

Motion approved unanimously.

This approved the rule change will require a 2nd approval vote to become a rule in 2022.

Motion 14-06/24-2021

The 2021 ApHC Board of Directors moves to approve rules committee recommendation #7; change rule 713 A 4a. as follows;

713 HALTER CLASSES

713 A. 4 a. 1

The judge(s) should disqualify and excuse from the ring prior to final placing a horse and exhibitor that does not complete the above prescribed pattern correctly in three attempts. Exception: Exhibitors in all Youth and Non-Pro divisions that do not complete the prescribed pattern are not to be placed over any contestant that completes the pattern correctly but will not be disqualified.

Motion made by Ken Johnson, seconded by Sean Schembri.

Motion approved unanimously.

This approved the rule change will require a 2nd approval vote to become a rule in 2022.

Motion 15-06/24-2021

The 2021 ApHC Board of Directors moves to approve rules committee recommendation #8; change rule 713 F 1 aa and b. as follows;

713 F. HUNTER IN HAND

713 F. 1. Equipment:

a. English headstall equipped with any acceptable single-rein English bit (see ENGLISH PERFORMANCE specifications) and that complies with appropriate equipment rules. ~~for the age of the horse being shown. Notwithstanding the above, English bridle is mandatory on Horses, two years old or older, may be shown in a plain leather halter and plain leather lead shank or English headstall equipped with any acceptable single rein English bit and that complies with appropriate equipment rules~~ **Horses, two years old or older, may be shown in a plain leather halter and plain leather lead shank or English headstall equipped with any acceptable single rein English bit and that complies with appropriate equipment rules.**

b. **Aplain leather halter and lead is required on weanling and yearling horses.** ~~For horses one year old and younger, the halter and lead must be a halter of plain leather.~~ The chain on the lead may be over the nose or under the chin; however, no chains are allowed in the horse’s mouth and no lip chains are allowed.

Roll Call Vote

Leslie Foxvog—YES
Daylene Williams—YES
Ken Johnson—YES
Ray Burchett—NO
Kristen Reiter—YES

Sean Schembri—YES
Kevin Griner—YES
Christina Ottersbach--ABSENT
Dave Parlier—YES
Luke Northway—YES

Kama Urton—YES
Lori Wunderlich—YES
Deb Dyer--YES

Motion approved.

Motion 16-06/24-2021

The 2021 ApHC Board of Directors moves to adopt BOD Motion 15-06/24-2021 amending ApHC rule 713 to take effect immediately based on Rule 70.D and without following the procedures in Rule 70.C. based upon the finding that immediate implementation is essential to the orderly administration of the ApHC in that these amendments benefit and the Appaloosa Horse Club by removing one obstacle that will allow more horses to be shown in Hunter in Hand classes. Rule to take effect June 24, 2021.

Motion made by Kevin Griner, seconded by Sean Schembri.

Motion approved unanimously.

Motion 17-06/24-2021

The 2021 ApHC Board of Directors moves to approve rules committee recommendation #9; change rule 716 C as follows;

716. REINING

716. C. SCORING

1. The scoring will be on a basis of 0 to infinity, with 70 denoting an average performance. Maneuver evaluations and penalty applications are to be determined independently the individual maneuvers are scored in ½ point increments, from a ~~+1 1/2~~ **Excellent, +1 Very Good, +1/2 Good, 0 Correct, -1/2 Poor, -1 Very Poor, -1 1/2 Extremely Poor** ~~low of -1 ½ to a high of +1 ½~~, with a score of 0 denoting a maneuver that is correct with no degree of difficulty. Scores may ~~will~~ be announced after each horse works.

Motion made by Ken Johnson, seconded by Kevin Griner.

Motion approved unanimously.

This approved the rule change will require a 2nd approval vote to become a rule in 2022.

Motion 18-06/24-2021

The 2021 ApHC Board of Directors moves to approve rules committee recommendation #10; change rule 716 C 4 by adding the following;

k. use of Bluetooth headsets or electronic communication devices, Exception: Para-Reining and prescription hearing aids.

Motion made by Ken Johnson, seconded by Dave Parlier.

Motion approved unanimously.

This approved the rule change will require a 2nd approval vote to become a rule in 2022.

Motion 19-06/24-2021

The 2021 ApHC Board of Directors moves to approve rules committee recommendation #11; change rule 716 C 8 c. and d. as follows;

716. C 8. The following will result in a 2-point penalty:

c. on walk in patterns, failure to stop or walk before executing ~~alopecanter~~ **alopecanter** departure.

d. on run in patterns, failure to be in a ~~lopecanter~~ **lopecanter** prior to reaching first marker or break of gait prior to the first marker.

Motion made by Ken Johnson, seconded by Kevin Griner.

Motion approved unanimously.

This approved the rule change will require a 2nd approval vote to become a rule in 2022.

Motion 20-06/24-2021

The 2021 ApHC Board of Directors moves to approve rules committee recommendation #12; change rule 716 as follows;

Add NRHA reining patterns 14, 15, 16, A, B.

Motion made by Ken Johnson, seconded by Kevin Griner.

Motion approved unanimously. (Attachment 7)

This approved the rule change will require a 2nd approval vote to become a rule in 2022.

Motion 21-06/24-2021

The 2021 ApHC Board of Directors moves to approve rules committee recommendation #14; change rule 791 J 1 as follows;

791 J. Equipment

1. **Western Showmanship:** The horse must be shown in a halter – leather, rope, or nylon, clean and adjusted to fit. The lead ~~strap or lead~~ **shank including chain (if used)** rope should be six or seven feet (1.83m or 2.13m) long. ~~Hackamores and bridles shall not be used when showing in western showmanship at halter.~~ **The chain on the lead may be over the nose or under the chin; however, no chains are allowed in the horse's mouth and no lip chains are allowed. It is recommended that no more than two or three links of chain remain outside of halter.** ~~A judge will not penalize an exhibitor for the use of a chain lead over the horse's nose or under the horse's jaw as a restraint. The use of this equipment will not be cause for disqualification.~~ The exhibitor must lead on the horse's left side holding the lead shank in the right hand near the halter with the tail of the lead loosely coiled in the left hand unless requested by the judge to show the horse's teeth. The exhibitor's hand shall not be on the snap or chain portion of the lead continuously. The excess lead should never be tightly coiled, rolled or folded. When leading, the exhibitor should be positioned between the eye and the mid-point of the horse's neck, referred to as the leading position. A minimum gauge link of 4.0 mm is required.

Motion made by Kevin Griner, seconded by Kristen Reiter.

Motion approved unanimously.

This approved the rule change will require a 2nd approval vote to become a rule in 2022.

Motion 22-06/24-2021

The 2021 ApHC Board of Directors moves to approve rules committee recommendations # 13, 15, 16, 17 and 18 to insert and delete the following language in each of the following rules- 791, 795, 796, 797 and 798.

791 E, 795 E, 796 E, 797 E, 798 I SCORING:

Exhibitors are to be scored from 0 to ~~infinity~~ 100 with 70 denoting an average score. ~~It is suggested a minimum score of 50 be administered except for disqualifications. One half point increments are acceptable.~~ Maneuvers are scored from +3 to -3 in half (1/2) point increments.

Maneuver scores should be determined independent of penalties and should reflect equal consideration of both performance of the exhibitor's pattern and the form and effectiveness of the exhibitor and presentation

of horse to result in the following scores: +3 Excellent, +2 Very Good, +1 Good, 0 Correct, -1 Poor, -2 Very Poor, -3 Extremely Poor. Exhibitors overall form and effectiveness should also be scored from 0 to 5 with 0 to 2 Average, 3 Good, 4 Very Good, 5 Excellent. One additional score of up to 3 points for Form & Effectiveness may be given at the conclusion of the run.

719 F, 795 F, 796 E, 796 F, 797 F, 798 J FINAL SCORING shall be on a basis of 0-100 with an approximate breakdown as follows:

90-100 Excellent showmanship, including body position and presentation of horse. Completes pattern accurately, quickly, smoothly, and precisely; demonstrates a high level of professionalism.

80-89 Very Good performance in execution of the pattern as well as correct showmanship and presentation of horse. Excellent showman that commits a major fault.

70-79 Good pattern execution and average showmanship; lacking adequate style and professional presentation to merit elevating to the next scoring range. A very good showman that commits a major fault or an excellent showman that commits a severe fault.

60-69 Fair pattern that lacks quickness or precision. Horse with consistently unwilling attitude or handler with obvious position and/or presentation faults that prevents effective showmanship. A good showman that commits one major fault in the performance of the pattern. A very good showman that commits a severe fault.

Less than 59 Good showman that commits one severe or multiple major and/or minor faults; excellent or very good showman that commits multiple, and/or combination of, severe, major, or minor faults in the performance or presentation, or position of exhibitor that precludes effective communication with the horse.

Motion made by Ken Johnson, seconded by Dave Parlier.

Motion approved unanimously.

This approved the rule change will require a 2nd approval vote to become a rule in 2022.

Motion 23-06/24-2021

The 2021 ApHC Board of Directors moves to approve rules committee recommendation #19; change rule 716 C 4. b. i as follows;

716. C 4. The following will result in no score:

b. willful abuse of animal in show arena and/or evidence that an act of abuse has occurred prior to or during the exhibition of a horse in competition.

i) if the judge(s) determines paint or other substance has been applied to a horse to disguise abuse he/she may call a no score. Excessive use of paint or color substance may result in a no score.

Motion made by Ken Johnson, seconded by Dave Parlier.

Roll Call Vote

Leslie Foxvog—YES

Daylene Williams—YES

Ken Johnson—YES

Ray Burchett—YES

Kristen Reiter—YES

Sean Schembri—YES

Kevin Griner—NO

Christina Ottersbach--ABSENT

Dave Parlier—YES

Luke Northway—YES

Kama Urton—YES

Lori Wunderlich—YES

Deb Dyer--YES

Motion approved.

This approved the rule change will require a 2nd approval vote to become a rule in 2022.

Motion 24-06/24-2021

The 2021 ApHC Board of Directors moves to approve rules committee recommendation #20; change rule 716 C as follows;

716. C 5 a. A rider must be allowed to untangle or straighten the horse's mane at any place a horse is allowed to be completely stopped during a pattern.

716. C 7. The following will result in a penalty of five (5) points:

716. C 7 c. holding saddle with either hand; **EXCEPTION Para Reining, Freestyle**

716. C 7 d. blatant disobedience including **but not limited to** kicking, biting, bucking, rearing, and striking.

716. C 7 e the act of a horse dropping to its knees or hocks.

17. A horse which severely stumbles, significantly detracting from the maneuver, shall have the maneuver reduced by one half (1/2) point.

17. ~~No "pattern spotters" will be used.~~

Motion made by Ken Johnson, seconded by Deb Dyer.

Motion approved unanimously.

This approved the rule change will require a 2nd approval vote to become a rule in 2022.

Motion 25-06/24-2021

The 2021 ApHC Board of Directors moves to approve rules committee recommendation #2; change rule 715 H as follows;

715. WESTERN PERFORMANCE

715 H. WESTERN GAITS

There will be an order of priority for evaluating western gaits. This hierarchy of consideration is a great aid to exhibitors for how their horses should be presented to judges. Following are the requirements in order of importance.

A. Correctness-Concerning correctness, which is the most important element of the hierarchy, judges must assess if the exhibitor has performed each gait correctly as defined during all or the majority of all of the class in order to have a correct or positive evaluation.

For western gaits, this includes a four-beat walk, two-beat jog, and three-beat lope. The distinctness of the designated cadence for the gait being performed is essential.

B. Quality-Concerning quality, which is the second most important element in the hierarchy and can only be considered positively if the gait performance has complied with the first element of correctness. When evaluating the pleasing characteristics of a gait, among many considerations, judges must consider overall gracefulness, relaxed expression, topline, softness of movement, consistency, and length of stride of the designated gait.

C. Degree of Difficulty-Concerning degree of difficulty, this is the least important and last element of the hierarchy. This element must only be considered if the requirement for correctness has been met and combination of correctness and quality allow the performance to be considered for placement. Difficulty is greatly influenced by exhibiting a pleasure horse at a pace and speed that allows for correctness and best quality of a gait for that individual. A performance of a walk that is ground covering and free flowing has a high degree of difficulty. A jog or lope that is performed with a slow rhythm without sacrificing correctness or quality has a high degree of difficulty. Slowness that sacrifices correctness or negatively impacts quality shall be considered incorrect and a poor performance at best.

The above will be added before 1.

Motion made by Ken Johnson, seconded by Deb Dyer.

Motion approved unanimously.

This approved the rule change will require a 2nd approval vote to become a rule in 2022.

Motion 26-06/24-2021

The 2021 ApHC Board of Directors moves to approve rules committee recommendation #22; change rule 717 as follows;

717. WESTERN RIDING

C. The judge will select one of the ~~five~~ **fifteen (15)** patterns to be performed. The judge is responsible for the pattern being correctly set.

D. 2. The ~~eight~~ small circles represent markers (cones are recommended). These should be separated by a uniform measured distance of not less than 30 nor more than 50 feet (9.15 nor more than 15.24 m) on the side with five markers (see diagram). In Pattern 1, the three markers on the opposite side should be set adjacent to the appropriate markers. It is recommended that markers be set a minimum of 15 feet (4.57 m) from the fence and with 50 to 80-foot (15.24 to 24.39 m) width in the pattern, as the arena permits.

(Some patterns have more than eight cones)

E. Scoring will be on a basis of 0 to 100, with 70 denoting an average performance.

1. Scoring guidelines to be considered: points will be added or subtracted from the maneuvers on the following basis, ranging from + 1½ point to - 1½ point: + 1½ excellent; + 1 very good; + ½ good; 0 correct average; - ½ poor; - 1 very poor; - 1½ extremely poor.

~~F.-An exhibitor will be penalized:~~ **Maneuver evaluations and penalty applications are to be determined independently. The following penalties will be applied for each occurrence and will be deducted from the final score:**

Motion made by Ken Johnson, seconded by Deb Dyer.

Motion approved unanimously. (Attachment 8-patterns)

This approved the rule change will require a 2nd approval vote to become a rule in 2022.

Motion 27-06/24-2021

The 2021 ApHC Board of Directors moves to approve rules committee recommendation #23, 24, 25, 27, and 28; change rule 798 K, 797 G, 796 K, 795 K, and 791 Q as follows;

791 Q, 795 K, 796 K, 797 G, 798 K

~~FAULTS. Faults can be classified as minor, major, or severe. The judge will determine the appropriate classification of a fault based upon the degree and/or frequency of the infraction.~~

Penalties. Maneuver evaluations and penalty applications are to be determined independently. The following penalties will be applied for each occurrence and will be deducted from the final score: An exhibitor that incurs a severe fault avoids elimination but should be placed below all other exhibitors that complete the pattern correctly. A minor fault can become a major fault and major fault can become a severe fault when the degree and/or frequency of the infraction(s) merits.

- ~~1. One (1) point penalty Minor Faults—Deduction of 1 point~~
- ~~2. Three (3) point penalties Major faults—Deduction of 3 points~~
- ~~3. Five (5) point penalties Severe Faults—Deduction of 5 points (avoids disqualification but should be placed below other exhibitors who do not incur a severe fault) include:~~

~~791 Q 4. Disqualifications (should not be placed) include:~~

~~g. Knocking over the cone, going off pattern or working on wrong side of cone.~~

~~g. Off pattern, including: knocking over cone or wrong side of cone or marker; never performing designated gait, lead or diagonal over or under turning more than ¼ turn.~~

~~795 Q 4, 796 Q 4, 797 G 4, 797 K 4. Disqualifications (should not be placed) include:~~

~~e. Knocking over the cone, going off pattern or working on wrong side of cone.~~

791 Q 5. (If class has a Walk-Trot division) Walk Trot & Novice Class Only: Exhibitors going off pattern, knocking off over or on wrong side of cone, never performing specified gait, **lead or diagonal** or overturning more than ¼ turn than designated, shall not be disqualified, but must always place below exhibitors not incurring a disqualifying fault.

Motion made by Ken Johnson, seconded by Deb Dyer.

Motion approved unanimously.

This approved the rule change will require a 2nd approval vote to become a rule in 2022.

Motion 28-06/24-2021

The 2021 ApHC Board of Directors moves to approve rules committee recommendation #29; change rule 796 J as follows;

796 J. Performance.

~~2. The horse should perform all maneuvers in the pattern willingly, briskly, and readily with minimal visible or audible cueing. Severe disobedience will not result in a disqualification, but should be severely penalized, and the exhibitor should not place above an exhibitor that completes the pattern correctly. Failure to follow the prescribed pattern, knocking over or working on the wrong side of the cones, excessive schooling or training, or willful abuse by the exhibitor is cause for disqualification.~~

Motion made by Ken Johnson, seconded by Deb Dyer.

Motion approved unanimously.

This approved the rule change will require a 2nd approval vote to become a rule in 2022.

Motion 29-06/24-2021

The 2021 ApHC Board of Directors moves to approve rules committee recommendation #29; change rule 791 P as follows;

791 P. Performance.

The exhibitor should perform the work accurately, precisely, smoothly, and with a reasonable amount of speed. Increasing speed of the work increases the degree of difficulty; however, accuracy and precision should not be sacrificed for speed. The horse should lead, stop, back, turn, and set up willingly, briskly, and readily with minimal visible or audible cueing. ~~Severe disobedience will not result in a disqualification but should be penalized severely, and the exhibitor should not place an exhibitor that completes the pattern correctly. Excessive schooling or training, willful abuse, loss of control of the horse by exhibitor, failure to follow prescribed pattern, knocking over or working on the wrong side of the cones shall be cause for disqualification.~~

Motion made by Ken Johnson, seconded by Deb Dyer.

Motion approved unanimously.

This approved the rule change will require a 2nd approval vote to become a rule in 2022.

Motion 30-06/24-2021

The 2021 ApHC Board of Directors moves to approve rules committee recommendation # 30; change rule 718 and 772 as follows;

718. WESTERN PLEASURE

H. TWO-YEAR-OLD SNAFFLE BIT WESTERN PLEASURE

2. To maintain eligibility the two-year-old year for two-year-old events, entry into other performance events is prohibited with the following exceptions: Two-year-olds may cross enter two-year-old hunter under saddle, pleasure driving, Men's Heritage, Ladies' Heritage, ~~1st year green pleasure classes~~, and snaffle bit/bosal futurities. ~~A two-year-old may cross enter junior western pleasure and/or junior hunter under saddle after May 20 only if there are no other entries in their respective two-year-old class and only if the two-year-old class precedes the junior class(es) on the class list.~~

772. HUNTER UNDER SADDLE

I. TWO-YEAR-OLD SNAFFLE BIT HUNTER UNDER SADDLE

2. To maintain eligibility the two-year-old year for two-year-old events, entry into other performance events is prohibited with the following exceptions: Two-year-olds may cross enter two-year-old western pleasure, pleasure driving, Men's Heritage, Ladies' Heritage, ~~1st year green pleasure classes~~, and snaffle bit/bosal futurities. ~~A two-year-old may cross enter junior western pleasure and/or junior hunter under saddle after May 20 only if there are~~

~~no other entries in their respective two-year-old class and only if the two-year-old class precedes the junior class(es) on the class list.~~

Motion made by Ken Johnson, seconded by Deb Dyer.

Motion approved unanimously.

This approved the rule change will require a 2nd approval vote to become a rule in 2022.

New Business

Ken Johnson suggested that Planning and Review committee review the present policy for the ApHC Hall of Fame.

It was also suggested that Planning and Review investigate how the ApHC might take over the Trainer of the Year Award from the current people who have made the decisions on this award as it never was a ApHC sponsored award.

Another ApHC award program that Planning and Review was suggested to investigate for effectiveness is the Exemplary Regional Club award.

Planning and Review chair, Deb Dyer, accepted these 3 items for discussions in the Planning and Review committee.

Future ApHC Board of Directors meeting dates agreed upon.

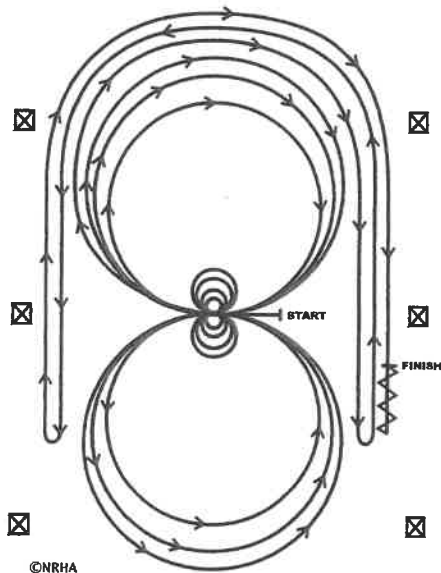
July 8, 2021, 10:00 AM Pacific

September 20, 2021, 10:00 AM Pacific.

Ray Burchett moved to adjourn at 12:50 PM Pacific.

PATTERN

14



©NRHA

PATTERN

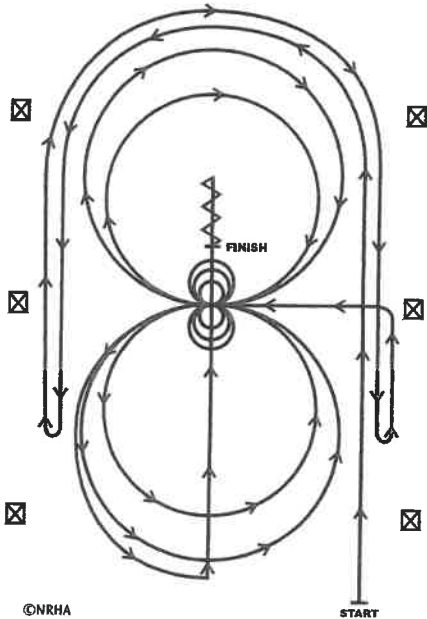
14

Horses may walk or jog to the center of arena. Horses must walk or stop prior to starting pattern. Beginning at the center of the arena facing the left wall or fence.

1. Complete four spins to the left. Hesitate.
2. Complete four spins to the right. Hesitate.
3. Beginning on the right lead, complete three circles to the right: the first two circles large and fast; the third circle small and slow. Change leads at the center of the arena.
4. Complete three circles to the left: the first two circles large and fast; the third circle small and slow. Change leads at the center of the arena.
5. Begin a large circle to the right but do not close this circle. Run up the right side of the arena past the center marker and do a left rollback at least twenty feet (six meters) from the wall or fence—no hesitation.
6. Continue back around previous circle but do not close this circle. Run up the left side of the arena past the center marker and do a right rollback at least twenty feet (six meters) from the wall or fence—no hesitation.
7. Continue back around previous circle but do not close this circle. Run up the right side of the arena past the center marker and do a sliding stop at least twenty feet (six meters) from the wall or fence. Back up at least ten feet (three meters). Hesitate to demonstrate the completion of the pattern.

PATTERN

B



©NRHA

PATTERN

B

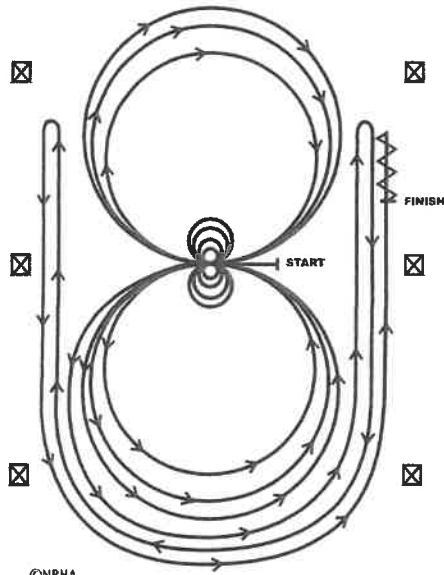
To be used for the Youth 10 & Under Short Stirrup class only.

1. Beginning, lope straight up the right side of the arena, circle the top of the arena run straight down the opposite or left side of the arena past the center marker and do a right rollback—no hesitation.
2. Continue straight up the left side of the arena circle back around the top of the arena run straight down the right side of the arena past the center marker and do a left rollback—no hesitation.
3. Continue up the right side of the arena to the center marker, at the center marker the horse should be on the left lead and complete two circles to the left, one large fast and one small slow. Stop at center. Hesitate.
4. Complete three spins to the left. Hesitate.
5. Complete two circles to the right, one large fast and one small slow. Stop at center. Hesitate.
6. Complete three spins to the right. Hesitate.
7. Begin a large circle to the left, do not close the circle. Continue up the center of the arena past the center marker and do a sliding stop. Back up at least ten feet. Hesitate to demonstrate completion of the pattern.

See the Judges' Guide for a summary of other allowances made in the *Handbook*.

PATTERN

15



PATTERN

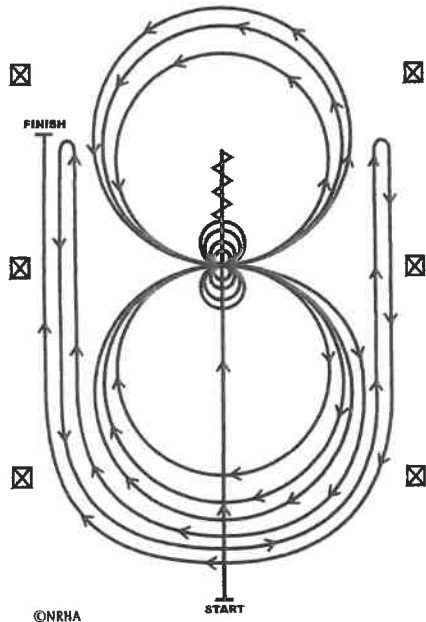
15

Horses may walk or jog to the center of arena. Horses must walk or stop prior to starting pattern. Beginning at the center of arena facing the left wall or fence.

1. Complete four spins to the right. Hesitate.
2. Complete four spins to the left. Hesitate.
3. Beginning on the left lead, complete three circles to the left: the first circle large and fast; the second circle small and slow; the third circle large and fast. Change leads at the center of the arena.
4. Complete three circles to the right: the first circle large and fast; the second circle small and slow; the third circle large and fast. Change leads at the center of the arena.
5. Begin a large circle to the left but do not close this circle. Run straight down the right side of the arena past the center marker and do a right rollback at least twenty feet (six meters) from the wall or fence—no hesitation.
6. Continue back around the previous circle but do not close this circle. Run down the left side of the arena past the center marker and do a left rollback at least twenty feet (six meters) from the wall or fence—no hesitation.
7. Continue back around the previous circle but do not close this circle. Run down the right side of the arena past the center marker and do a sliding stop at least twenty feet (six meters) from the wall or fence. Back up at least ten feet (three meters). Hesitate to demonstrate completion of the pattern.

PATTERN

16



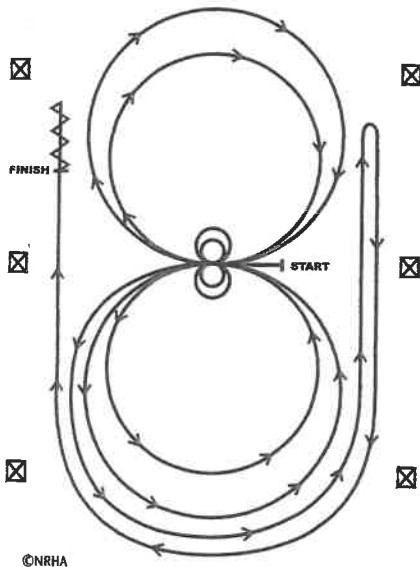
PATTERN

16

1. Run past the center marker and do a sliding stop. Back up to the center of the arena or at least 10 feet (3 meters). Hesitate.
2. Complete four spins to the left. Hesitate.
3. Complete four and one-quarter spins to the right so that the horse is facing the right wall or fence. Hesitate.
4. Beginning on the right lead, complete three circles to the right: the first two circles large and fast; the third circle small and slow. Change leads at the center of the arena.
5. Complete three circles to the left: the first two circles large and fast; the third circle small and slow. Change leads at the center for the arena.
6. Begin a large circle to the right but do not close this circle. Run up the left side of the arena past the center marker and do a left rollback at least 20 feet (6 meters) from the wall or fence—no hesitation.
7. Continue back around previous circle but do not close this circle. Run up the right side of the arena and past the center marker and do a right rollback at least 20 feet (6 meters) from the wall or fence—no hesitation.
8. Continue back around previous circle but do not close this circle. Run up the left side of the arena past the center marker and do a sliding stop at least 20 feet (6 meters) from the wall or fence. Hesitate to demonstrate completion of pattern.

PATTERN

A



PATTERN

A

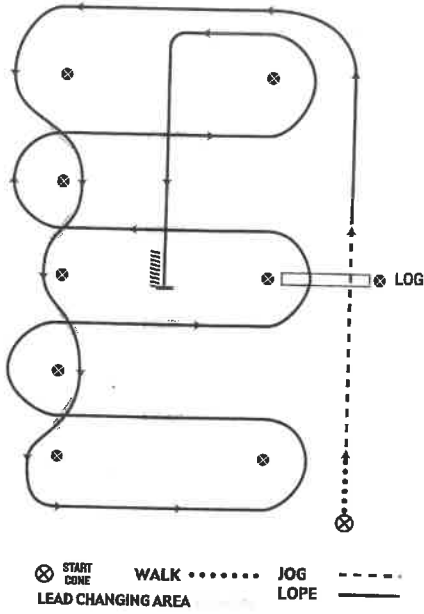
To be used for the Youth 10 & Under Short Stirrup class only.

Horses may walk or jog to the center of the arena. Horses must walk or stop prior to starting the pattern. Beginning at the center of the arena facing the left wall or fence.

1. Beginning on the left lead, complete two circles to the left. Stop at the center of the arena. Hesitate.
2. Complete two spins to the left. Hesitate.
3. Beginning on the right lead complete two circles to the right. Stop at the center of the arena. Hesitate.
4. Complete two spins to the right. Hesitate.
5. Beginning on the left lead, go around the end of the arena, run down the right side of the arena past center marker, stop and roll back right.
6. Continue around the end of the arena to run down the left side of the arena past the center marker. Stop. Back up. Hesitate to demonstrate completion of the pattern.

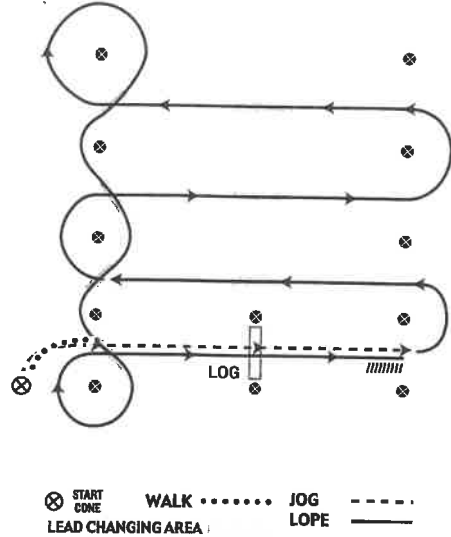
See the Judges' Guide for a summary of other allowances made in the *Handbook*.

WESTERN RIDING PATTERN 1



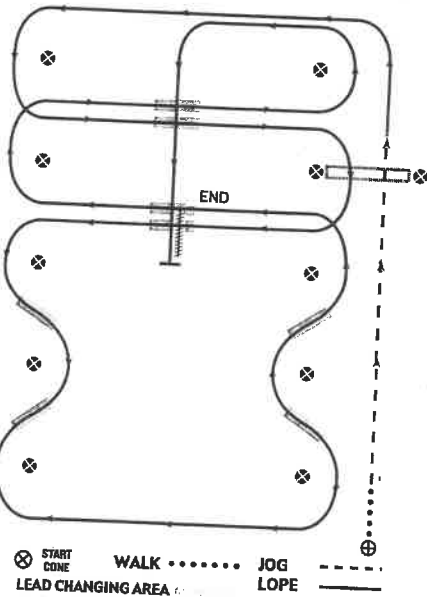
1. Walk at least 15 feet from start cone to the first marker, transition to jog, jog over log.
2. Transition to left lead & lope around end
3. First line change
4. Second line change
5. Third line change
6. Fourth line change lope around the end of arena
7. First crossing change
8. Second crossing change
9. Lope over log
10. Third crossing change
11. Fourth crossing change
12. Lope up the center, stop & back

WESTERN RIDING PATTERN 2



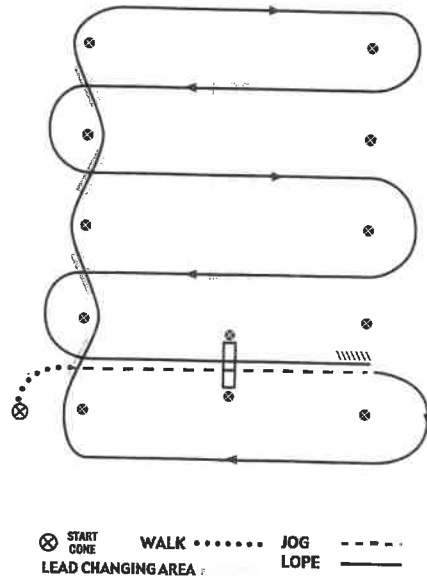
1. Walk at least 15 feet from start cone to the first marker, transition to jog, jog over log.
2. Transition to the lope, on the left lead
3. First crossing change
4. Second crossing change
5. Third crossing change
6. Circle & first line change
7. Second line change
8. Third line change
9. Fourth line change & circle
10. Lope over log
11. Lope, stop & back

WESTERN RIDING PATTERN 3



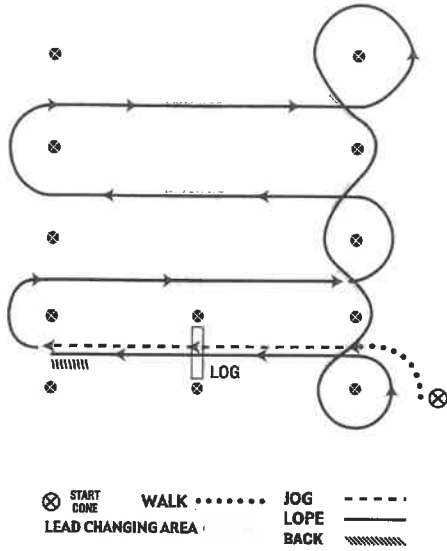
1. Walk at least 15 feet from start cone to the first marker, transition to jog, jog over log.
2. Transition to the lope, on the left lead
3. First crossing change
4. Lope over log
5. Second crossing change
6. First line change
7. Second line change
8. Third line change
9. Fourth line change
10. Third crossing change
11. Fourth crossing change
12. Lope up the center, stop & back

WESTERN RIDING PATTERN 4



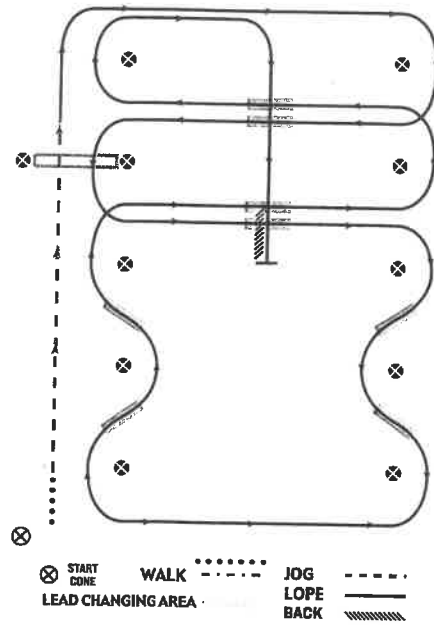
1. Walk at least 15 feet from start cone to the first marker, transition to jog, jog over log.
2. Transition to the lope, on the right lead
3. First line change
4. Second line change
5. Third line change
6. Fourth line change
7. First crossing change
8. Second crossing change
9. Third crossing change
10. Lope over log
11. Lope, stop & back

WESTERN RIDING PATTERN 7



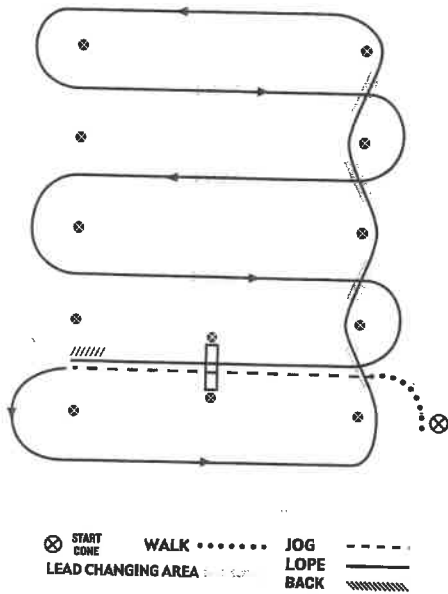
- 1. Walk at least 15 feet from start cone to the first marker, as drawn, transition to jog, jog over log.
- 2. Transition to the lope, on the right lead
- 3. First crossing change
- 4. Second crossing change
- 5. Third crossing change
- 6. Circle & first line change
- 7. Second line change
- 8. Third line change
- 9. Fourth line change & circle
- 10. Lope over log
- 11. Lope, stop & back

WESTERN RIDING PATTERN 8



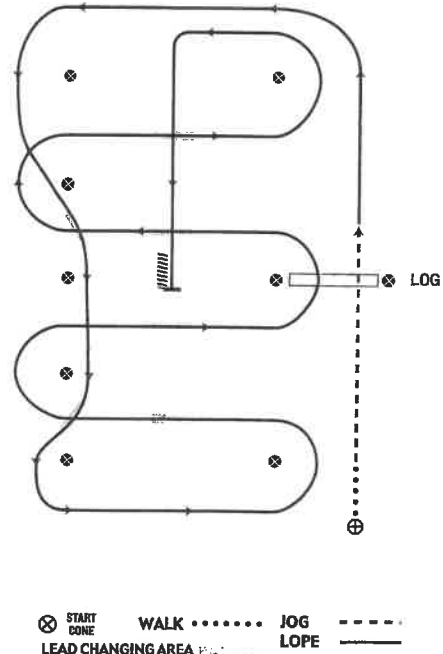
- 1. Walk at least 15 feet from start cone to the first marker, transition to jog, jog over log.
- 2. Transition to the lope, on the right lead
- 3. First crossing change
- 4. Lope over log
- 5. Second crossing change
- 6. First line change
- 7. Second line change
- 8. Third line change
- 9. Fourth line change
- 10. Third crossing change
- 11. Fourth crossing change
- 12. Lope up the center, stop & back

WESTERN RIDING PATTERN 9



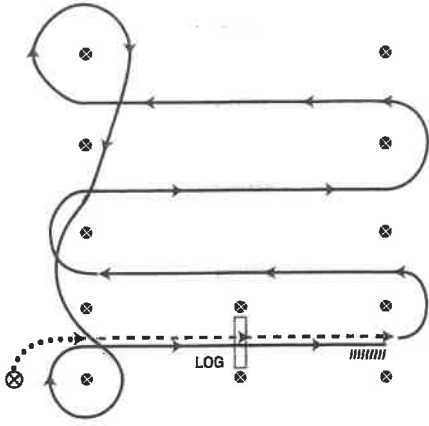
- 1. Walk at least 15 feet from start cone to the first marker, as drawn, transition to jog, jog over log.
- 2. Transition to the lope, on the left lead
- 3. First line change
- 4. Second line change
- 5. Third line change
- 6. Fourth line change
- 7. First crossing change
- 8. Second crossing change
- 9. Third crossing change
- 10. Lope over log
- 11. Lope, stop & back

LEVEL I WESTERN RIDING PATTERN 1



- 1. Walk at least 15 feet from start cone to the first marker, transition to jog, jog over log.
- 2. Transition to left lead & lope around end
- 3. First line change
- 4. Second line change lope around the end of arena
- 5. First crossing change
- 6. Second crossing change
- 7. Lope over log
- 8. Third crossing change
- 9. Fourth crossing change
- 10. Lope up the center, stop & back

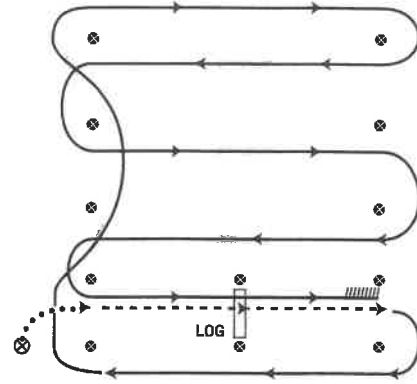
LEVEL I WESTERN RIDING PATTERN 2



⊗ START CONE WALK JOG
LEAD CHANGING AREA LOPE _____

1. Walk at least 15 feet from start cone to the first marker, transition to jog, jog over log.
2. Transition to left lead lope
3. First crossing change
4. Second crossing change
5. Third crossing change
6. Circle & first line change
7. Second line change & circle
8. Lope over log
9. Stop & back

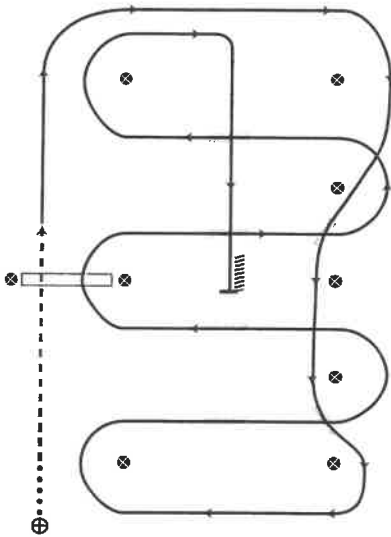
LEVEL I WESTERN RIDING PATTERN 4



⊗ START CONE WALK JOG
LEAD CHANGING AREA LOPE _____

1. Walk at least 15 feet from start cone to the first marker, transition to jog, jog over log.
2. Transition to right lead & lope around end
3. First line change
4. Second line change, lope around end of arena
5. First crossing change
6. Second crossing change
7. Third crossing change
8. Lope over log
9. Lope, stop & back

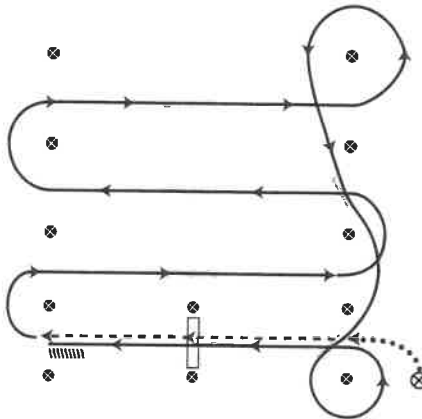
LEVEL I WESTERN RIDING PATTERN 6



⊗ START CONE WALK JOG
LEAD CHANGING AREA LOPE _____

1. Walk at least 15 feet from start cone to the first marker, transition to jog, jog over log.
2. Transition to left lead & lope around end
3. First line change
4. Second line change lope around the end of arena
5. First crossing change
6. Second crossing change
7. Lope over log
8. Third crossing change
9. Fourth crossing change
10. Lope up the center, stop & back

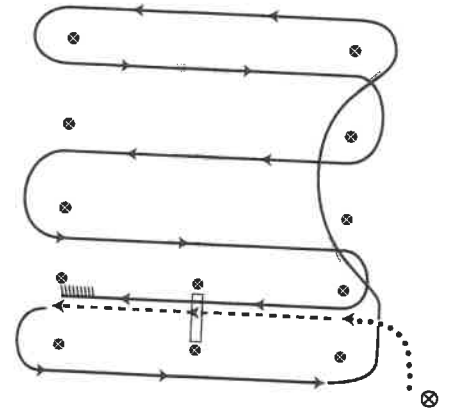
LEVEL I WESTERN RIDING PATTERN 7



⊗ START CONE WALK JOG
LEAD CHANGING AREA LOPE _____

1. Walk at least 15 feet from start cone to the first marker, as drawn, transition to jog, jog over log.
2. Transition to left lead lope
3. First crossing change
4. Second crossing change
5. Third crossing change
6. Circle & first line change
7. Second line change & circle
8. Lope over log
9. Stop & back

LEVEL I WESTERN RIDING PATTERN 9



⊗ START CONE WALK JOG
LEAD CHANGING AREA LOPE _____

1. Walk at least 15 feet from start cone to the first marker, as drawn, transition to jog, jog over log.
2. Transition to right lead & lope around end
3. First line change
4. Second line change, lope around end of arena
5. First crossing change
6. Second crossing change
7. Third crossing change
8. Lope over log
9. Lope, stop & back